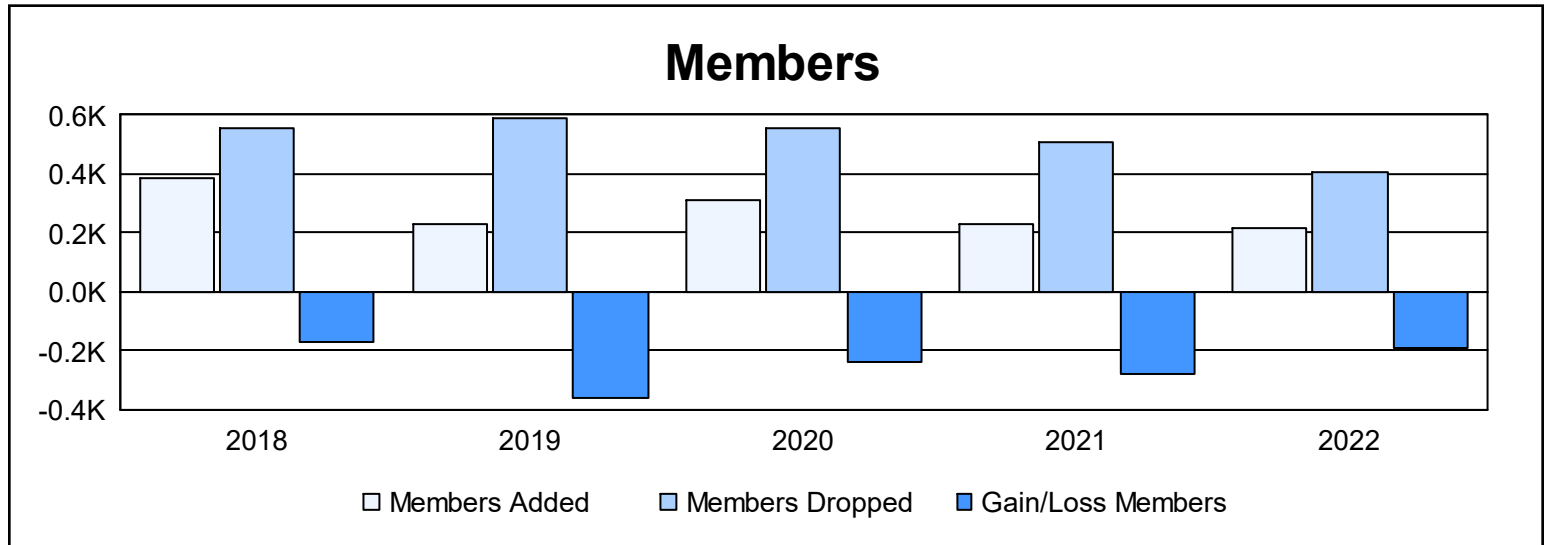
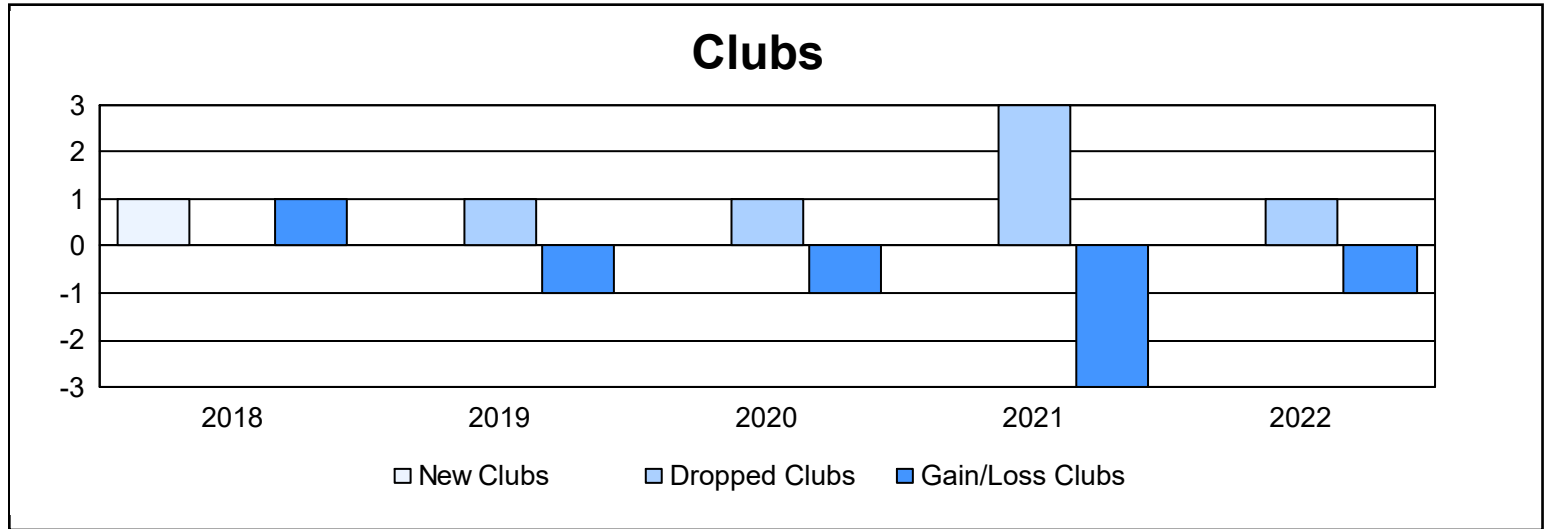
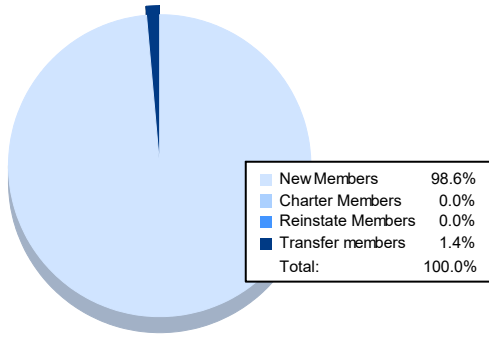


Year	New Clubs	Dropped Clubs	Gain/ Loss Clubs	New Members	Charter Members	Reinstate Members	Transfer Members	Total Member Added	Total Members Dropped	Gain/ Loss Members
2017-2018	1	0	1	357	21	2	4	384	554	-170
2018-2019	0	1	-1	226	0	3	1	230	588	-358
2019-2020	0	1	-1	302	0	6	6	314	555	-241
2020-2021	0	3	-3	226	0	5	2	233	509	-276
2021-2022	0	1	-1	212	0	0	3	215	405	-190
<b>Average</b>	<b>0</b>	<b>1</b>	<b>-1</b>	<b>265</b>	<b>4</b>	<b>3</b>	<b>3</b>	<b>275</b>	<b>522</b>	<b>-247</b>



### Membership Composition June 2022 Cumulative



### Gender Composition June 2022 Cumulative

